

CAR HARMONIZER

FOR PROTECTION ON THE GO IN TODAY'S ELECTROPOLLUTED ENVIRONMENT

gia™

On average, we drive a staggering 540 hours each year. Throughout the past decade, advanced navigation and communication technologies have turned cars into major electromagnetic radiation (EMR) zones. Battery-powered hybrid cars present an even bigger concern, emitting significant amounts of EMR. Considering the importance of alertness and safety while driving, it is essential that we surround ourselves with the right kind of energy.*

Introducing the GIA Car Harmonizer - the most convenient way to enjoy an energetically harmonious environment in your car. Simply place the GIA Car Harmonizer in your car's center console or attach it to your key-chain, and enjoy! In addition to its incredible energetic qualities, the Car Harmonizer also features a convenient, environmentally friendly solar charger (now with a larger solar panel for more capacity) for a number of your electronic devices, as well as a bright LED flashlight. The GIA Car Harmonizer is the smart, 21st century way to assist with stress everywhere your drive takes you.*



Please Note: Charging of the Car Harmonizer's battery is not needed for the energetic harmonizing process to work. Battery power is only needed when using the Harmonizer's charging feature and/or flashlight.



GIAplex™ combines the benefits of the patented noise field technology MRET™ (Molecular Resonance Effect Technology), and GIA's proprietary subtle energy technology ERT™ (Energy Resonance Technology). The combination of these two groundbreaking technologies offers an effective way to deal with the cumulative stress associated with living in today's electronic and wireless environment.*

AVAILABLE IN

Single	(#39231)
2 Pack	(#39240)
4 Pack	(#39239)

Solar Charger is compatible with the following devices:

Some devices may require an additional adapter.



Mobile



iPhone



iPod



Camera



BlackBerry



PSP

For more information contact:



* Statements made about this product have not been evaluated by any governmental agencies. These products are not intended to diagnose, treat, mitigate, cure or prevent any disease. Any testimonials given reflect the actual experience of each individual, are anecdotal only, and may be atypical.

FEATURES*

- Designed specifically for use in automobiles (including hybrids)
- Powered by GIA's proprietary, dual-action GIAplex™ technology
- An effective way to reinforce your body's natural resilience to the effects of electropollution exposure
- Also features universal solar charger for multiple hand-held electronic devices, plus a bright LED flashlight!



terragia™

www.giawellness.com

CAR HARMONIZER


FOR PROTECTION ON THE GO IN TODAY'S ELECTROPOLLUTED ENVIRONMENT

DIRECTIONS FOR CHARGING BATTERY

PLEASE NOTE: Charging of the Car Harmonizer's battery is not needed for the energetic harmonizing process to work. Battery power is only needed when using the Harmonizer's charging feature and/or flashlight.

There are 3 ways to recharge your Car Harmonizer's battery for the built-in flashlight and solar charger features:

Note: Built-in battery will improve in efficiency after two full cycles of complete charge and discharge are completed. Always recharge your Car Harmonizer's battery before using it to recharge other devices and/or its flashlight.

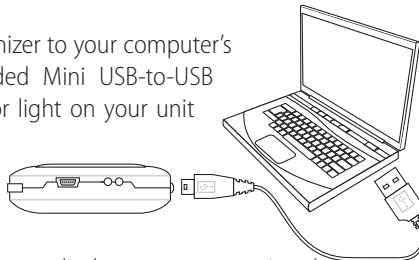


Option 1:

Place the Car Harmonizer in direct sunlight. The sunlight will be transformed into electricity, which will automatically recharge your unit's built-in lithium battery.

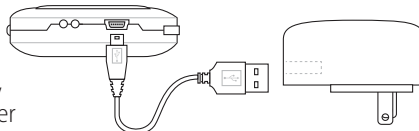
Option 2:

Connect your Car Harmonizer to your computer's USB port via the included Mini USB-to-USB cable. The green indicator light on your unit will turn on, indicating the battery is charging. When the battery is full, the light will turn off. *NOTE: The computer may display a message saying the device is "unknown" or "unrecognizable" - simply ignore this message. Rest assured this will NOT harm the computer or your unit.*



Option 3:

Connect your Car Harmonizer to a USB-compatible AC adapter (not included) via the included USB cable. The green indicator light will turn on, indicating the battery is charging. When the battery is full, the light will turn off (inner circuit has been designed with automatic power off protection).



Before you charge your electronic device or mobile phone, please read its usage manual carefully to ensure it is suitable to be charged with an external charger. Then connect the Car Harmonizer to your electronic device, using the appropriate adapter.

Plug the Mini USB side of your adapter cable into the Car Harmonizer. Then choose the adapter which appropriately fits the device you would like to charge. The red indicator light will illuminate indicating your device is being charged. Some devices may require an additional adapter.

FEEDBACK & SUCCESS STORIES*

"My teaching day ended at about 6pm. By then I was so exhausted that I felt my eyes closing on me: driving home was very difficult. But my evening was just starting and I would have to drive at least another hour - I was getting a splitting headache which is quite unusual for me. Arriving home, I remembered that among the exciting mementoes of the GIA Conference, I had purchased some GIA Car Harmonizers. Maybe one of those would help. I clipped one of them onto my car keychain. Ten minutes later I was back in the car on the way to an appointment when I realized that my headache was gone. Not only that, but I felt a gentle wash of energy which not only made my drive possible, but quite pleasant as well. Returning home several hours later the gentle energy was still there and I was even able to recharge my BlackBerry using the Car Harmonizer while driving."

B.G., Brooklyn, NY

"I have a car harmonizer and I love that. Not only can you hook it up to your cellphone and when you're all of a sudden low on charge, you can charge it - but you can also carry it [with you anywhere]. It's just so calm in our car!"

C.M., Novato, CA

"I took a trip down to long beach, about a nine-hour drive, with my husband. We've done that drive many times before, but when I had the car harmonizer with me and I could really tell the difference. I got to the end of the trip and I still had a working brain and I had energy!"

N.M., Castro Valley, CA

* Statements made about this product have not been evaluated by any governmental agencies. These products are not intended to diagnose, treat, mitigate, cure or prevent any disease. Any testimonials given reflect the actual experience of each individual, are anecdotal only, and may be atypical.

